

City of Redlands
2007 - 2008
Adopted Budget

INTRODUCTION TO FINANCIAL PLANS AND SUMMARIES

- Schedule 1 2007-08 Adopted Budget Summary – General Fund highlights the components of the General Fund budget including beginning and ending fund balance and illustrates that the budget or funding plan is more than just revenues and expenditures. Reserve requirements, transfers to and from other funds and the beginning fund balance must also be considered.
- Schedule 2 Three Year Budget Estimate (2005-06 through 2008-09) – General Fund presents the General Fund's year-end audited position for fiscal year 2005-06 with estimates for the current year and two subsequent years.
- Schedule 3 Loans Outstanding for Fiscal Year 2007-08 – General Fund identifies the outstanding balance of loans made from the General Fund to other funds and the required reservation of fund balance for the long-term portion of these loans (Advances Receivable).
- Schedule 4 Schedule of Adopted Reserves for Fiscal Year 2007-08 lists all reserves of fund balance and retained earnings with the exception of encumbrances. Increases or decreases to reserves require City Council approval.
- Schedule 5 Summary of 2007-08 Financial Sources and Requirements by Fund presents the individual funding plan or budget summary for each fund.
- Schedule 6 Summary of 2007-08 Financial Sources and Requirements presents a summary of funding plans for all funds including totals for all City funds' revenues and appropriations.

City of Redlands
2007-08 Adopted Budget Summary
General Fund

	2005-06 <u>Actual</u>	2006-07 <u>Adjusted Budget</u>	2006-07 <u>12 Month Estimate</u>	2007-08 <u>Adopted Budget</u>
AVAILABLE FINANCIAL SOURCES:				
BEGINNING FUND BALANCE-UNRESERVED	\$ 7,392,921	\$ 2,922,504	\$ 2,922,504	\$ 2,096,808
Revenues				
Taxes:				
Property	15,950,506	19,058,555	19,437,900	20,240,000
Sales	15,267,688	15,900,000	15,190,000	16,600,000
Franchise	1,097,157	1,200,000	3,454,000	4,100,000
Other-(TOT, Property Transfer, Mining)	<u>1,584,382</u>	<u>1,595,000</u>	<u>1,742,238</u>	<u>1,860,000</u>
Total Taxes	33,899,733	37,753,555	39,824,138	42,800,000
General Government:				
Business Licenses	2,366,237	2,200,000	2,400,000	2,500,000
Motor Vehicle Fees	510,892	502,400	517,400	527,250
Interfund Charges	2,935,741	2,994,457	2,838,933	2,946,813
Investment Income	1,063,660	500,000	465,000	450,000
Other	<u>721,086</u>	<u>603,300</u>	<u>895,750</u>	<u>1,465,300</u>
Total General Government	7,597,616	6,800,157	7,117,083	7,889,363
Charges For Services:				
Community Development	3,576,170	3,405,712	2,878,235	3,074,028
Library	178,790	99,116	107,738	107,238
Police and Animal Control	688,994	916,270	766,319	650,031
Recreation and Sr. Services	290,181	334,235	303,153	275,935
Fire	464,874	298,484	667,387	331,100
Public Works	<u>1,446,179</u>	<u>1,676,200</u>	<u>1,462,350</u>	<u>1,442,590</u>
Total Charges For Services	6,645,188	6,730,017	6,185,182	5,880,922
Total Revenues	48,142,537	51,283,729	53,126,403	56,570,285
Interfund Transfers from Other Funds:				
Gas Tax (207)	1,284,832	1,232,500	1,190,900	1,240,500
Local Transportation (209)	-	819,780	819,780	-
Traffic Safety (223)	152,797	170,000	170,000	180,000
Public Facilities (251)	-	-	-	150,040
Street Lighting District (260)	10,870	-	-	-
Disaster Recovery (270)	13,998	-	-	-
General Debt Service (305)	6,219	-	-	-
Redevelopment General Fund (480)	1,806	68,000	68,000	-
Redevelopment Project Fund (488)	158,000	-	-	-
Water (501)	-	115,316	87,920	-
Payroll Clearing (720)	<u>87,923</u>	<u>63,000</u>	<u>500,000</u>	<u>640,000</u>
Total Interfund Transfers From Other Funds	1,716,445	2,468,596	2,836,600	2,210,540
Other Financing Sources:				
Development Impact Funds Admin Fee	-	-	-	93,000
Cancellations or Decreases to Reserves:				
Encumbrances	551,797	1,253,886	1,253,886	-
Equipment Replacement Reserve	269,152	-	-	-
Advances Receivable	<u>502,044</u>	<u>-</u>	<u>1,509,084</u>	<u>-</u>
Total Cancellations or Decreases to Reserves	1,322,993	1,253,886	2,762,970	-
TOTAL AVAILABLE FINANCIAL SOURCES	58,574,896	57,928,715	61,648,477	60,970,633

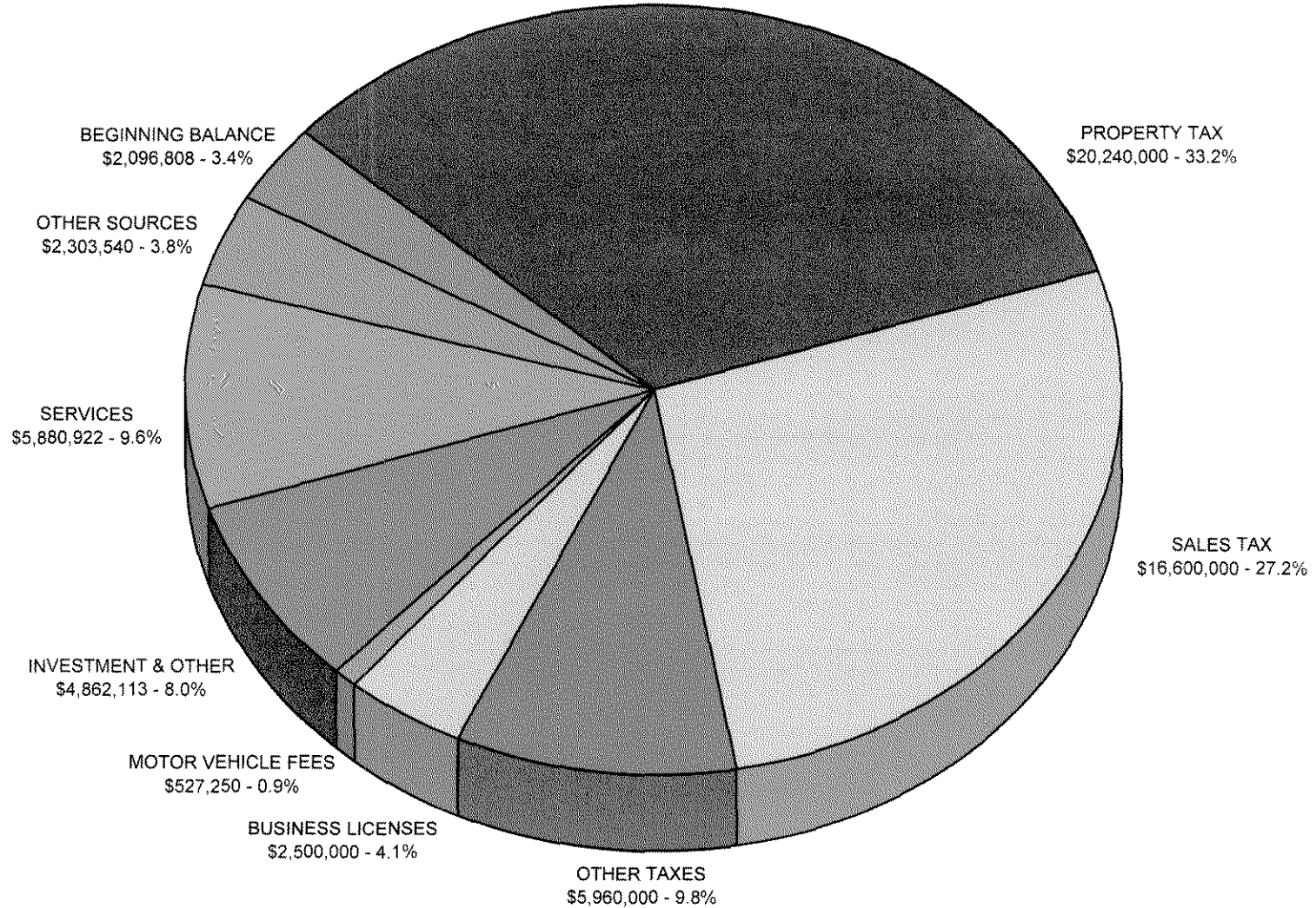
City of Redlands
2007-08 Adopted Budget Summary
General Fund

	2005-06 Actual	2006-07 Adjusted Budget	2006-07 12 Month Estimate	2007-08 Adopted Budget
FINANCIAL REQUIREMENTS:				
Appropriations/Expenditures				
City Council	\$ 176,827	\$ 174,091	\$ 166,393	\$ 163,426
City Manager	399,870	324,020	365,875	379,495
City Clerk	443,373	285,939	281,423	381,973
City Attorney	498,256	519,322	520,011	547,908
City Treasurer	596,553	609,950	624,947	643,748
Finance	1,094,492	1,275,178	1,176,877	1,209,577
Administrative Services	3,672,729	3,191,621	3,511,697	3,415,510
Community Development	1,794,868	2,029,924	1,695,983	2,109,278
Public Works	5,940,169	8,368,868	7,462,158	6,471,067
Library	1,856,592	1,939,253	1,876,432	1,978,392
Police	23,743,497	24,418,130	24,680,595	23,760,432
Fire	10,251,223	9,618,498	10,225,337	10,042,540
Total Appropriations	50,468,449	52,754,794	52,587,728	51,103,346
Interfund Transfers to Other Funds:				
Paramedic Fund (205)	1,402,535	1,779,002	2,034,190	2,131,135
Landscape Maintenance District (263)	46,682	60,073	73,834	135,211
Redlands Public Improvement Corp. (311)	324,346	969,796	963,471	966,702
Street Lighting District (260)	-	5,515	6,762	15,869
Liability Self-Insurance (602)	1,425,968	1,716,477	1,468,407	1,736,583
Equipment Maintenance (607)	-	200,000	148,000	-
Total Interfund Transfers To Other Funds	3,199,531	4,730,863	4,694,664	4,985,500
New or Increases to Reserves				
Encumbrances	1,253,886	-	-	-
General Fund Contingency	-	269,277	2,269,277	1,800,000
Inventory Reserve	82,615	-	-	-
Advances Receivable	647,911	-	-	-
Total New or Increases to Reserves	1,984,412	269,277	2,269,277	1,800,000
TOTAL FINANCIAL REQUIREMENTS	\$ 55,652,392	\$ 57,754,934	\$ 59,551,669	\$ 57,888,846
ENDING FUND BALANCE-UNRESERVED	\$ 2,922,504	\$ 173,781	\$ 2,096,808	\$ 3,081,787

Please note that 12 month estimates for this and other funds may have changed from the proposed budget document in order to account for departmental transfers and Council actions since the adoption on June 5, 2007.

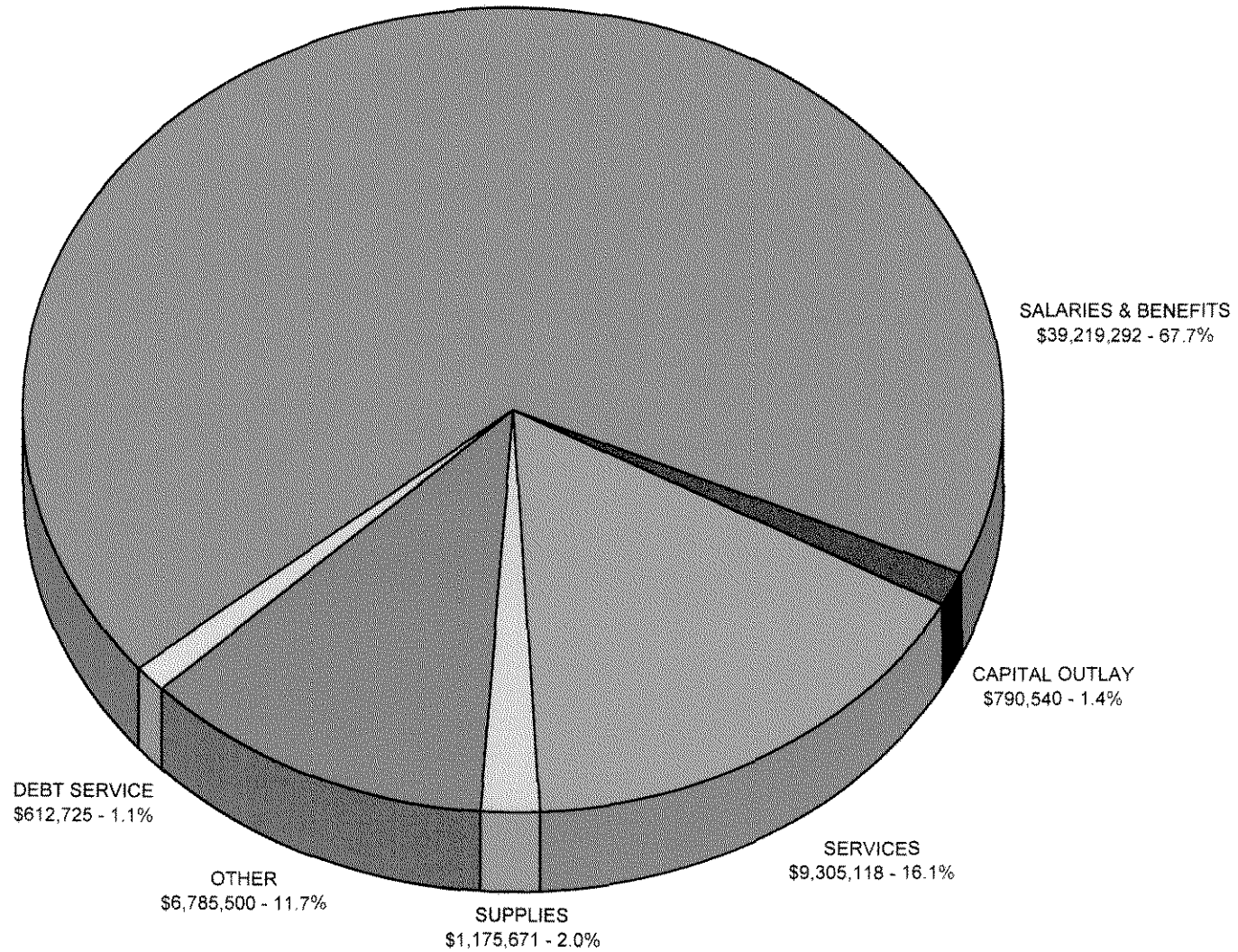


**CITY OF REDLANDS
FY 2007-2008
SUMMARY OF GENERAL FUND REVENUES & OTHER FINANCING SOURCES
\$60,970,633**



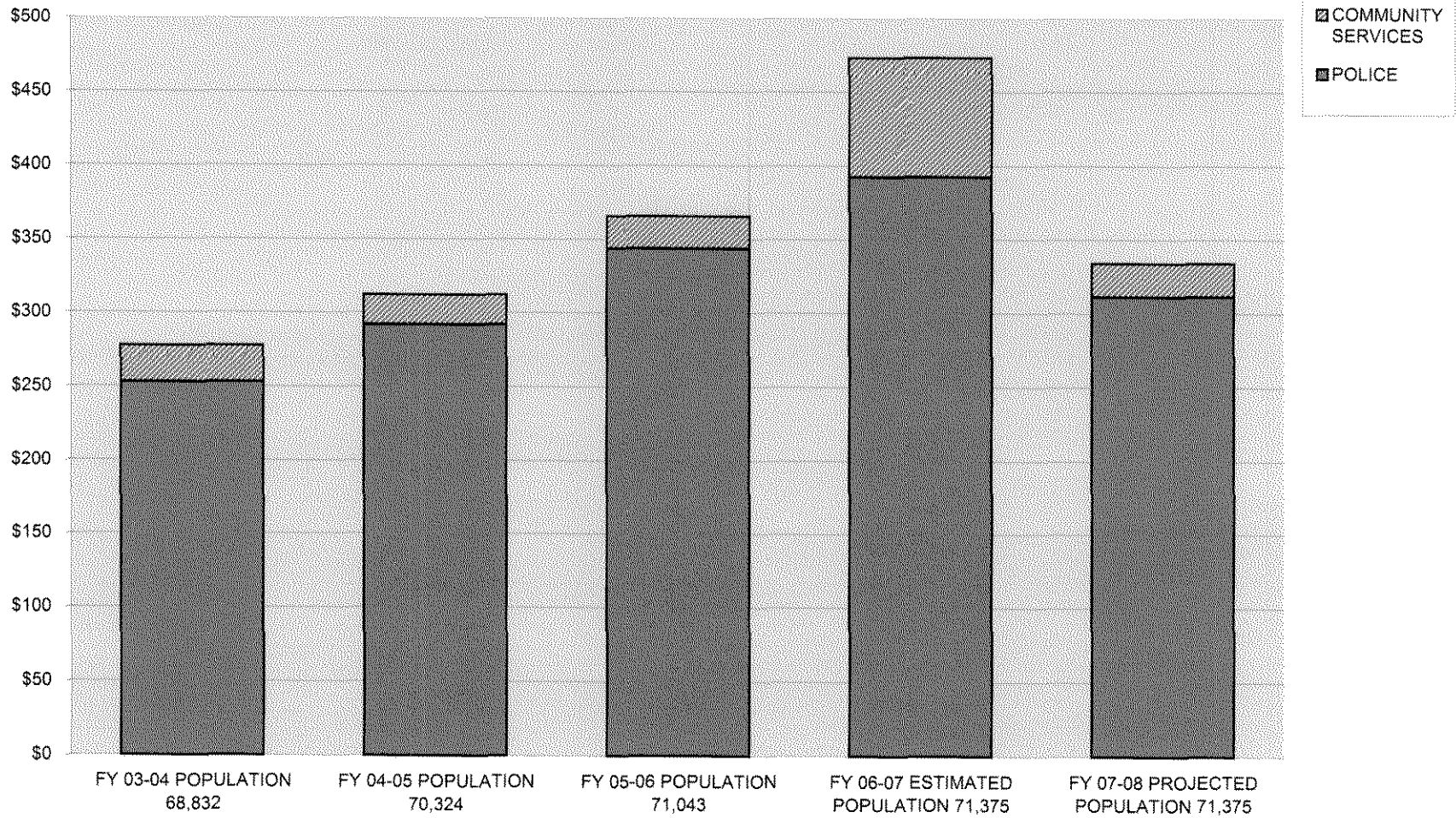
(This page intentionally left blank)

CITY OF REDLANDS
FY 2007-2008
SUMMARY OF GENERAL FUND EXPENSES & OTHER FINANCING USES
\$57,888,846



(This page intentionally left blank)

CITY OF REDLANDS PRIOR YEAR COMPARISONS POLICE DEPARTMENT EXPENDITURES PER CAPITA ALL FUNDS



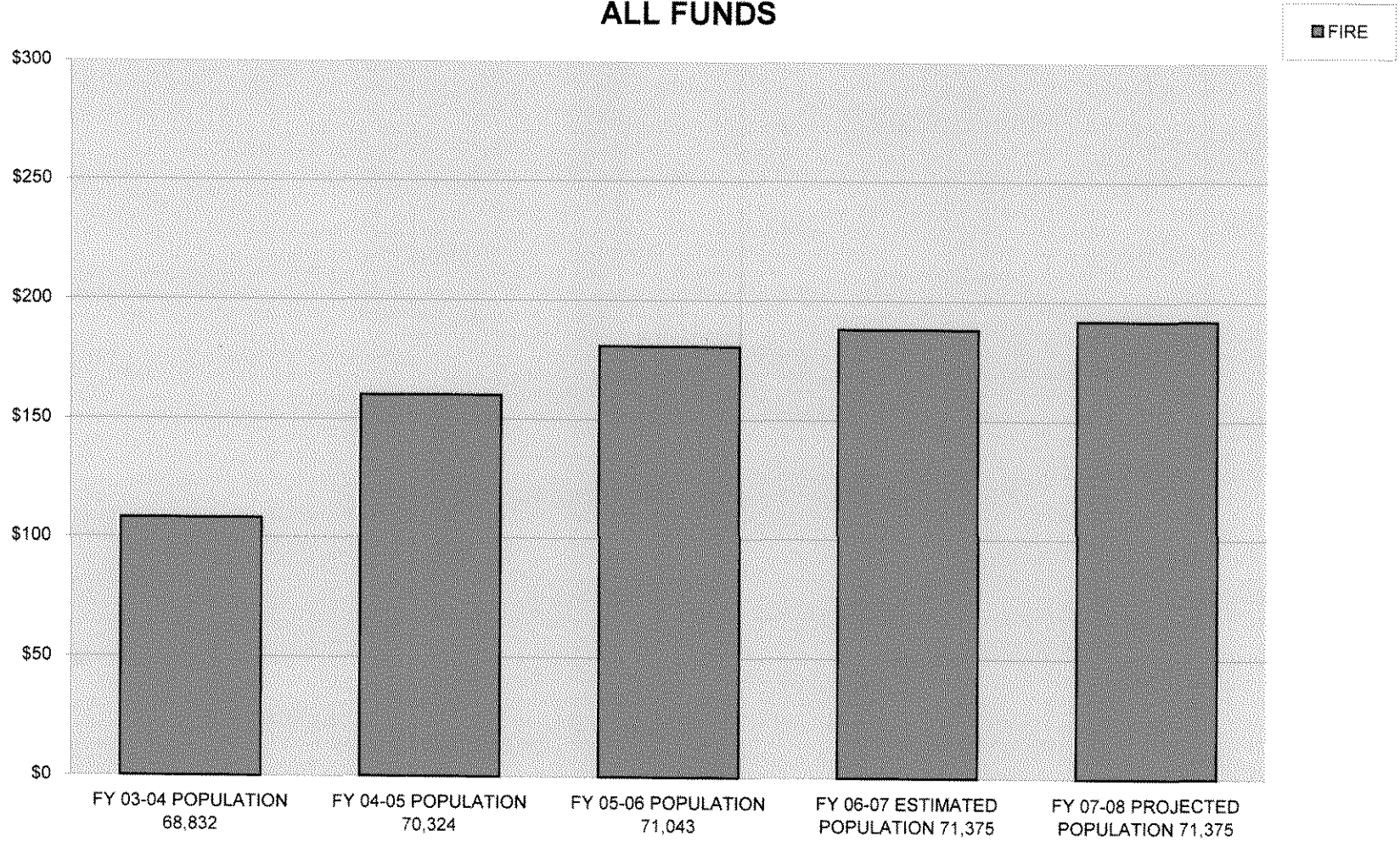
6

In FY 03-04 MIS was moved from Finance to PD.

Grants are estimated as fully expensed, enabling accurate balances to be carried forward from one year to the next. This accounts for the fluctuations represented in the estimated columns.

(This page intentionally left blank)

CITY OF REDLANDS PRIOR YEAR COMPARISONS FIRE DEPARTMENT EXPENDITURES PER CAPITA ALL FUNDS



(This page intentionally left blank)

**THREE YEAR BUDGET ESTIMATE
GENERAL FUND
2005-06 THROUGH 2008-09**

	<u>AUDITED 2005-2006</u>	<u>ESTIMATED 2006-2007</u>	<u>ESTIMATED 2007-2008</u>	<u>ESTIMATED 2008-2009</u>
<u>FINANCIAL SOURCES:</u>				
BEGINNING FUND BALANCE - UNRESERVED	\$ 7,392,921	\$ 2,922,504	\$ 2,096,808	\$ 3,081,787
Revenues	\$ 48,142,537	\$ 53,126,403	\$ 56,570,285	\$ 58,488,952
Interfund Transfers In	1,716,445	2,836,600	2,210,540	1,900,255
Development Impact Funds Admin Fee	-	-	93,000	-
Decrease in Reserve for Advances Receivable	502,044 (2)	1,509,084	-	-
Decrease in Reserve for General Fund Contingencies	269,152	-	-	300,000
Decrease in Reserve for Inventory	-	-	-	-
Cancellation of Reserve for Encumbrances	551,797	1,253,886	-	-
TOTAL CURRENT SOURCES	\$ 51,181,975	\$ 58,725,973	\$ 58,873,825	\$ 60,689,207
 <u>FINANCIAL REQUIREMENTS:</u>				
Expenditures (3)	\$ 50,468,449	\$ 52,587,728	\$ 51,103,346	\$ 56,918,388
Interfund Transfers Out	3,199,531	4,694,664	4,985,500	5,205,271
Increase in Reserve for General Fund Contingencies	-	2,269,277	1,800,000	1,800,000
Increase in Reserve for Advances Receivable	647,911	-	-	-
Increase in Reserve for Inventory	82,615	-	-	-
Increase in Reserve for Encumbrances	1,253,886	-	-	-
TOTAL CURRENT REQUIREMENTS	\$ 55,652,392	\$ 59,551,669	\$ 57,888,846	\$ 63,923,659
 CURRENT SOURCES OVER(UNDER) REQUIREMENTS	 \$ (4,470,417)	 \$ (825,696)	 \$ 984,979	 \$ (3,234,452)
 ENDING FUND BALANCE - UNRESERVED (1)	 \$ 2,922,504	 \$ 2,096,808	 \$ 3,081,787	 \$ (152,665)

Notes:

(1) Does not include \$1,880,723 in Contingency and Equipment Reserves

(2) Debt Service savings resulting from the refinancing of the 1993 Refunding of the 1986 and 1987 Projects COPs in fiscal year 2003-2004 resulted in savings shared equally between the General Fund and the Public Facilities Development Fund, just as the debt service payments are shared. The savings in the Public Facilities Development fund occurring in fiscal years 2005-2006 is shown as a loan repayment to the General Fund.

(3) Expenditures are estimated by departments as fully spent, which includes anticipated carryovers and encumbrances.

City of Redlands
General Fund
Loans Outstanding for Fiscal Year 2007-08

	<u>Undaudited Balance 6/30/2007</u>	<u>Estimated New Loans 2007-08</u>	<u>Estimated Repayments 2007-08</u>	<u>Estimated Balance 6/30/2008</u>
Loan Outstanding to:				
Public Facilities (251)	3,809,436			3,809,436
Total	<u>\$ 3,809,436</u>	<u>0</u>	<u>0</u>	<u>\$ 3,809,436</u> ⁽¹⁾

⁽¹⁾ A reservation of fund balance is required for the long-term portion of outstanding loans. The long-term portion of loans, referred to as Advances Receivable, represents the amount outstanding beyond one year and is calculated as follows:

Estimated Loans Outstanding at 6/30/07	\$ 3,809,436
Estimated Repayments during 2007-08 (current)	<u>0</u>
Estimated Reserves for Advances Receivable (long-term) at 6/30/08	<u>\$ 3,809,436</u>

SCHEDULE 4

City of Redlands
Schedule of Adopted Reserves for Fiscal Year 2007-08

Governmental Funds	Reserve	Adjusted Balance 6/30/2007	Adopted Increase(Decrease) for 2007-08	Adopted Total Reserve for 2007-08
General Fund (101)				
	Equipment Replacement	\$ 312,604	\$ -	\$ 312,604
	Contingency	3,837,396	1,800,000	5,637,396
	Advances Receivable	3,809,436	-	3,809,436
	Stores Inventory	433,328	-	433,328
	Total	<u>8,392,764</u>	<u>1,800,000</u>	<u>10,192,764</u>
<u>Enterprise Funds</u>				
Water (501)				
	Rate Stabilization	\$ 200,000	\$ -	\$ 200,000
	Operating	1,380,000	-	1,380,000
	Capital	794,000	-	794,000
	Treatment Plant Capital	2,600,000	(1,560,000)	1,040,000
	Total	<u>4,974,000</u>	<u>(1,560,000)</u>	<u>3,414,000</u>
Solid Waste (511)				
	Operating	1,350,000	(350,000)	1,000,000
	Capital	600,000	(500,000)	100,000
	Equipment Replacement	700,000	(550,000)	150,000
	Landfill	1,500,000	(1,500,000)	-
	Borrow Site	40,000	-	40,000
	Landfill Closure	5,043,370	-	5,043,370
	Total	<u>9,233,370</u>	<u>(2,900,000)</u>	<u>6,333,370</u>
Wastewater (521)				
	Operating	815,000	385,000	1,200,000
	Capital	1,076,000	-	1,076,000
	Equipment Replacement	300,000	-	300,000
	Treatment Plant Capital	100,000	400,000	500,000
	Reclaimed Water System	500,000	-	500,000
	Total	<u>2,791,000</u>	<u>785,000</u>	<u>3,576,000</u>
<u>Internal Service Funds</u>				
Liability Insurance (602)	Self-Insured Retention	\$ 500,000	\$ -	\$ 500,000
Workers Comp (606)	Self-Insured Retention	1,000,000	-	1,000,000

City of Redlands
 Summary of 2007-2008 Financial Sources and Requirements by Fund
 Adopted Budget

Water Fund Group

	Water Service (501)	Water Projects (503)	Water Bond (505)	Water Debt Service (506)
Financial Sources:				
Unrestricted Cash Balance, 6/30/07	\$ 3,700,000	\$ 0	\$ 0	\$ 0
Revenues	16,650,000			130,000
Interfund Transfers From:				
Water Service (501)		6,447,900		1,817,139
Water Source Acquisition (508)	180,000			
Water Capital Improvement (509)		2,247,500		646,602
Loan Payment from Cemetery (562)	61,000			
Cancellation of Reserves:				
Treatment Plant Capital	1,560,000			
Total Financial Sources	22,151,000	8,695,400	0	2,593,741
Financial Requirements:				
Appropriations	13,009,092	8,695,400		2,593,741
Interfund Transfers To:				
Water Projects (503)	6,447,900			
Water Debt Service (506)	1,817,139			
Water Service (501)				
Total Financial Requirements	21,274,131	8,695,400	0	2,593,741
 Unrestricted Cash Balance, 6/30/08	 \$ 876,869	 \$ 0	 \$ 0	 \$ 0

2007-08 Funding Plan Highlights:

In addition to the annual appropriations, the Water Fund's (501) major uses of funds are for (1) capital projects, (2) debt service, (3) contributions to reserves. The substantial use of funds for capital projects in the Water Project Fund (503) reflects meeting capital requirements identified in the Water Capital Improvement Program. The Debt Service Fund (506) reflects the full principal and interest payments due under the 1999 Water COPs Refunding, the ADLP loan for the Texas Street Treatment Facility, and the semi-annual payments on the SRF loan for the Tate Water Treatment Plant. The Cemetery Fund (564) will make an interest payment on the 2003 loan from the Water Fund (501).

SCHEDULE 5

Source Acquisition (508)	Capital Improvement (509)	Total Water Enterprise
\$ 100,000	\$ 2,200,000	\$ 6,000,000
180,000	1,600,000	18,560,000
		8,265,039
		180,000
		2,894,102
		61,000
		<u>1,560,000</u>
<u>280,000</u>	<u>3,800,000</u>	37,520,141
100,000	30,000	24,428,233
	2,247,500	8,695,400
	646,602	2,463,741
<u>180,000</u>	<u> </u>	<u>180,000</u>
280,000	2,924,102	35,767,374
\$ 0	\$ 875,898	\$ 1,752,767

City of Redlands
 Summary of 2007-2008 Financial Sources and Requirements by Fund
 Adopted Budget

Solid Waste Fund Group

	<u>Solid Waste Service (511)</u>	<u>Solid Waste Projects (513)</u>	<u>Solid Waste Bond Projects (515)</u>
Financial Sources:			
Unrestricted Cash Balance, 6/30/07	\$ 700,000	\$ 0	\$ 0
Revenues	9,201,000		
Interfund Transfers From:			
Solid Waste Service (511)		3,350,400	
Solid Waste Capital Improvements (519)	193,431	1,197,600	
Interfund Loan Repayment from Aviation (564)	128,000		
Cancellation of Reserves			
Operating Reserve	350,000		
Capital Reserve	500,000		
Landfill Reserve	1,500,000		
Equipment Replacement Reserves	550,000		
Total Financial Sources	13,122,431	4,548,000	0
Financial Requirements:			
Appropriations	9,205,135	4,548,000	
Interfund Transfers To:			
Solid Waste Service (511)			
Solid Waste Projects (513)	3,350,400		
Additions to Reserves:			
Landfill Closure Reserve			
Total Financial Requirements	12,555,535	4,548,000	0
 Unrestricted Cash Balance, 6/30/08	 \$ 566,896	 \$ 0	 \$ 0

2007-08 Funding Plan Highlights:

In addition to the annual appropriations, the Solid Waste Fund's (511) major use of funds is for (1) capital projects. The substantial use of funds for capital projects in the Solid Waste Project Fund (513) reflects meeting capital needs at the landfill. The Debt Service Fund (516) made the last debt service payment on the 1992 Solid Waste COPs in fiscal year 2006-2007. The Aviation Operating Fund (564) is making a principal and interest payment on the 2003 loan from the Solid Waste Fund (511).

SCHEDULE 5

Solid Waste Debt Service (516)	Calif Street Landfill Closure (517)	Capital Improvement (519)	Total Solid Waste Enterprise
\$ 0	\$ 0	\$ 1,700,000	\$ 2,400,000
	140,000	550,000	9,891,000
			3,350,400
			1,391,031
			128,000
			350,000
			500,000
			1,500,000
			550,000
0	140,000	2,250,000	20,060,431
			13,753,135
		193,431	193,431
		1,197,600	4,548,000
	140,000		140,000
0	140,000	1,391,031	18,634,566
\$ 0	\$ 0	\$ 858,969	\$ 1,425,865

City of Redlands
 Summary of 2007-2008 Financial Sources and Requirements by Fund
 Adopted Budget

Wastewater Fund Group

	Wastewater Service (521)	Sewer Projects (523)	Sewer Bond (525)	Debt Service (526)
Financial Sources:				
Unrestricted Cash Balance, 6/30/07	\$ 2,800,000	\$ 0	\$ 0	\$ 0
Revenues	7,164,000			94,000
Interfund Loan From:				
Sewer Capital Improvement (529)	880,000			
Interfund Transfers From:				
Sewer Capital Improvement (529)		238,000		946,509
Wastewater Service (521)		3,262,200		807,602
Loan Repayment from General Fund (101)	83,000			
Cancellation of Reserves:				
Treatment Plant Capital				
Total Financial Sources	10,927,000	3,500,200	0	1,848,111
Financial Requirements:				
Appropriations	5,490,495	3,500,200		1,848,111
Interfund Transfers To:				
Sewer Projects (523)	3,262,200			
Debt Service (526)	807,602			
Interfund Loan To:				
Wastewater Service (521)				
Additions to Reserves:				
Operating Reserve	385,000			
Treatment Plant Capital	400,000			
Total Financial Requirements	10,345,297	3,500,200	0	1,848,111
 Unrestricted Cash Balance, 6/30/08	 \$ 581,703	 \$ 0	 \$ 0	 \$ 0

2007-08 Funding Plan Highlights:

In addition to the annual appropriations, the Wastewater Fund's (521) major uses of funds are for (1) capital projects and (2) debt service. The Debt Service Fund (526) reflects full principal and interest payments due under the 1999 Wastewater COPs Refunding and the 2005 State Revolving Fund loan for the recycled water project. A payment of \$83,000 from the General Fund covering a loan made from the Wastewater Service Fund is shown in the table.

SCHEDULE 5

<u>Capital Improvements (529)</u>	<u>Total Wastewater Enterprise</u>
\$ 1,200,000	\$ 4,000,000
2,130,000	9,388,000
	880,000
	1,184,509
	4,069,802
	83,000
	0
<hr/>	<hr/>
3,330,000	19,605,311
50,000	10,888,806
238,000	3,500,200
946,509	1,754,111
880,000	880,000
	385,000
	400,000
<hr/>	<hr/>
2,114,509	17,808,117
\$ 1,215,491	\$ 1,797,194

This payment covers the fifth of seven annual installments to repay a \$465,000 loan from the Wastewater Fund (521) to support the purchase of a new financial accounting computer system. In order for the Sewer Capital Improvement Fund (529) to meet its share of the debt service obligation in previous years, it required loans from the Wastewater Operating Fund (521).

City of Redlands
 Summary of 2007-2008 Financial Sources and Requirements by Fund
 Adopted Budget

Other Enterprise Funds

	Groves (538)	Cemetery (562)	Cemetery Endowment (702)	Aviation (564)
Financial Sources:				
Unrestricted Cash Balance, 6/30/07	\$ 340,000	\$ 45,000	\$ 1,568,000	\$ 0
Estimated Revenues	655,000	525,000	55,000	911,600
Interfund Transfers From:				
Cemetery Pre-Need Fund (563)		24,000		
Total Financial Sources	995,000	594,000	1,623,000	911,600
Financial Requirements:				
Appropriations	705,085	516,682		212,698
Interfund Loan Payment to Solid Waste (511)				128,000
Interfund Loan Payment to Water (501)		61,000		
Total Financial Requirements	705,085	577,682	0	340,698
 Unrestricted Cash Balance, 6/30/08	 \$ 289,915	 \$ 16,318	 \$ 1,623,000	 \$ 570,902

2007-08 Funding Plan Highlights:

Groves - Actual revenues in any one year can fluctuate drastically from estimated revenues due to climatological and market conditions, locally or globally.

Cemetery - The administration of the Cemetery was transferred to Municipal Utilities in March 2003. A loan from the Water Enterprise Fund was used to retire the loan to the General Fund. Any remaining balance in the Cemetery Fund (562) will be used to repay the debt to the Water Fund (501).

Aviation - The administration of the Airport was transferred to Municipal Utilities in March 2003. A loan from the Solid Waste Enterprise Fund was used to retire the loan to the General Fund. Any remaining balance in the Aviation Fund (564) is used to repay the debt to the Solid Waste Fund (511).

City of Redlands
 Summary of 2007-2008 Financial Sources and Requirements by Fund
 Adopted Budget

Internal Service Funds

	Liability Insurance (602)	Worker's Comp Insurance (606)	Equipment Maintenance (607)	Utility Billing (608)
Financial Sources:				
Unrestricted Cash Balance, 6/30/07	\$ 1,100,000	\$ 1,280,613	\$ 125,000	\$ 260,000
Estimated Revenues		2,049,150	4,096,353	1,404,443
Interfund Transfers From:				
General Fund (101)	1,736,583			
Total Financial Sources	2,836,583	3,329,763	4,221,353	1,664,443
Financial Requirements:				
Appropriations	1,736,583	2,231,721	4,050,292	1,439,405
Total Financial Requirements	1,736,583	2,231,721	4,050,292	1,439,405
 Unrestricted Cash Balance, 6/30/08	 \$ 1,100,000	 \$ 1,098,042	 \$ 171,061	 \$ 225,038

2007-08 Funding Plan Highlights:

Liability Insurance

This fund will require an operating transfer from the General Fund not only to maintain the required \$500,000 self-insured retention reserve, but also to fund the cost of anticipated litigation.

Worker's Compensation

Estimated revenues are generated from charges to internal customer accounts as a means of cost recovery for claims paid and training provided on behalf of other city departments.

Equipment Maintenance

Estimated revenues are generated from charges to internal customer accounts as a means of cost recovery for services rendered to other city departments.

Utility Billing

The three utility enterprise funds; water, wastewater and solid waste, are charged proportionately for services by the utility billing division.

City of Redlands
Summary of 2007-2008 Financial Sources and Requirements by Fund
Adopted Budget

Redevelopment Agency (RDA) Fund Group

	Low & Mod. Housing (285)	RDA Debt Service (380)	RDA Administration (480)	RDA Projects (488)
Financial Sources:				
Unrestricted Cash Balance, 6/30/07	\$ 10,890,187	\$ 4,078,660	\$ 0	\$ 6,194,838
Estimated Revenues	425,000	5,747,000	1,000	275,000
Interfund Transfers From:				
Low & Moderate Housing (285)		665,468		
RDA Debt Service (380)	1,109,400		1,754,001	200,000
Total Financial Sources	12,424,587	10,491,128	1,755,001	6,669,838
Financial Requirements:				
Appropriations	7,572,008	3,742,627	1,755,001	5,750,000
Interfund Transfers To:				
Low & Moderate Housing (285)		1,109,400		
RDA Debt Service (380)	665,468			
RDA Administration (480)		1,754,001		
RDA Capital Projects (488)		200,000		
Total Financial Requirements	8,237,476	6,806,028	1,755,001	5,750,000
 Unrestricted Cash Balance, 6/30/08	 \$ 4,187,111	 \$ 3,685,100	 \$ 0	 \$ 919,838

2007-08 Funding Plan Highlights:

Low and Moderate Income Housing

The fund is budgeted to receive another \$1,109,400 in 2007-08, representing the required 20% set-aside of tax increment which will be used for the repayment of the recent bond issue. The balance along with the proceeds from this issue are appropriated for projects.

RDA Debt Service

This fund collects increment and pays debt service outstanding for the 1998 and 2003 Tax Allocation Bonds. The required 20% set-aside for Low and Moderate Housing is shown as a transfer out. The balance is transferred as needed to fund projects.

RDA Administration

The cost to administer the Agency's activities are funded by tax increment revenue transferred from the debt service fund.

RDA Projects

Appropriations are related to the parking lot maintenance at Redlands Mall and various projects downtown.

City of Redlands
 Summary of 2007-2008 Financial Sources and Requirements by Fund
 Adopted Budget

Special Revenue, Debt Service and Capital Projects Funds

	Paramedic (205)	Household Hazardous Waste (206)	Gas Tax (207)	Measure "I" (208)
Financial Sources:				
Unrestricted Cash Balance, 6/30/07	\$ 0	\$ 402,506	\$ 0	\$ 2,966,369
Estimated Revenues	1,087,000	115,000	1,240,500	1,460,000
Interfund Transfers From:				
General Fund (101)	2,131,135			
Total Financial Sources	3,218,135	517,506	1,240,500	4,426,369
Financial Requirements:				
Appropriations	3,218,135	428,306		1,899,650
Interfund Transfers To:				
General Fund (101)			1,240,500	
Total Financial Requirements	3,218,135	428,306	1,240,500	1,899,650
 Unrestricted Cash Balance, 6/30/08	 \$ 0	 \$ 89,200	 \$ 0	 \$ 2,526,719

2007-08 Funding Plan Highlights:

Paramedic

This fund will require a \$2131135 operating transfer from the General Fund.

Household Hazardous Waste

This fund is supported by fees and is expected to finish fiscal year 2006-07 with a \$394,184 fund balance.

Gas Tax

Revenues are transferred to the General Fund on a monthly basis.

Measure "I"

The current appropriations are for improvements to the Redlands, Alabama, and Colton intersection.

City of Redlands
 Summary of 2007-2008 Financial Sources and Requirements by Fund
 Adopted Budget

Special Revenue, Debt Service and Capital Projects Funds

	Local Transportation (209)	Air Quality Improvement (221)	Traffic Safety (223)	Open Space (227)
Financial Sources:				
Unrestricted Cash Balance, 6/30/07	\$ 2,527,059	\$ 255,495	\$ 0	\$ 1,756,675
Estimated Revenues	100,000	87,000	180,000	253,000
Interfund Transfers From:				
Street Construction (252)	1,250,000			
Traffic Signals (253)	125,000			
Total Financial Sources	4,002,059	342,495	180,000	2,009,675
Financial Requirements:				
Appropriations	2,491,142			
Interfund Transfers To:				
General Fund (101)			180,000	
Total Financial Requirements	2,491,142	0	180,000	0
 Unrestricted Cash Balance, 6/30/08	 \$ 1,510,917	 \$ 342,495	 \$ 0	 \$ 2,009,675

2007-08 Funding Plan Highlights:

Local Transportation

Projects are funded by development impact fees for street construction and traffic signals. Current projects include improvements to the Redlands, Alabama, and Colton intersection.

Air Quality Improvement

Revenues received from SCAQMD are held to fund various City programs/purchases that enhance air quality.

Traffic Safety

Revenues are transferred to the General Fund on a monthly basis.

Open Space

City Council must commit monies within five years of their collection to acquire open space.

City of Redlands
Summary of 2007-2008 Financial Sources and Requirements by Fund
Adopted Budget

Special Revenue, Debt Service and Capital Projects Funds

	Downtown Redlands Business Assoc. (236)	Parking Authority (237)	General Capital Improvements (240)	Community Development Block Grant (243)
Financial Sources:				
Unrestricted Cash Balance, 6/30/07	\$ 280,684	\$ 120,614	\$ 229,763	\$ 0
Estimated Revenues	374,050	5,500	40,000	320,526
Interfund Transfers From: Park Development (250)			247,260	
Total Financial Sources	654,734	126,114	517,023	320,526
Financial Requirements:				
Appropriations	520,419	23,078		320,526
Total Financial Requirements	520,419	23,078	0	320,526
Unrestricted Cash Balance, 6/30/08	\$ 134,315	\$ 103,036	\$ 517,023	\$ 0

2007-08 Funding Plan Highlights:

Downtown Redlands Business Association

This fund accounts for the activity of fees collected with the intent of attracting business to the downtown area.

Parking Authority

Revenues consist of parking permit fees from city parking lots. The cash balance is currently unreserved and undesignated.

General Capital Improvements

Current projects are grant funded. For budgetary purposes, all existing appropriations are estimated as fully expensed during the current fiscal year. This enables accurate balances to be carried forward for ongoing grants. A portion of future Park Development fees have been pledged through approximately June 2006 and are reflected as a transfer in.

Community Development Block Grant

City Council approved allocations are funded by federal revenues received from the County of San Bernardino. For budgetary purposes all existing appropriations are estimated as fully expensed during the current fiscal year. This enables accurate balances to be carried forward for ongoing grants.

City of Redlands
 Summary of 2007-2008 Financial Sources and Requirements by Fund
 Adopted Budget

Special Revenue, Debt Service and Capital Projects Funds

	Neighborhood Initiative Program (245)	Drug Confiscation (246)	Police Grants (247)	Supplemental Law Enforcement (249)
Financial Sources:				
Unrestricted Cash Balance, 6/30/07	\$ 0	\$ 200,809	\$ 0	\$ 46,185
Estimated Revenues	40,000	88,000		
Total Financial Sources	40,000	288,809	0	46,185
Financial Requirements:				
Appropriations		82,000		
Total Financial Requirements	0	82,000	0	0
Unrestricted Cash Balance, 6/30/08	\$ 40,000	\$ 206,809	\$ 0	\$ 46,185

2007-08 Funding Plan Highlights:

Neighborhood Initiative Program

For budgetary purposes, all existing appropriations are estimated as fully expensed during the current fiscal year. This enables accurate balances to be carried forward for ongoing grants. Current funds are allocated to the Boy's & Girl's Club Construction project.

Drug Confiscation

These funds must be used to enhance local law enforcement for drug related activities.

Police Grants

For budgetary purposes, all existing appropriations are estimated as fully expensed during the current fiscal year. This enables accurate balances to be carried forward for ongoing grants.

Supplemental Law Enforcement

For budgetary purposes, all existing appropriations are estimated as fully expensed during the current fiscal year. This enables accurate balances to be carried forward for ongoing grants.

City of Redlands
 Summary of 2007-2008 Financial Sources and Requirements by Fund
 Adopted Budget

Special Revenue, Debt Service and Capital Projects Funds

	Park Development (250)	Public Facilities Development (251)	Street Construction (252)	Traffic Signals (253)
Financial Sources:				
Unrestricted Cash Balance, 6/30/07	\$ 2,165,460	\$ 1,713,260	\$ 0	\$ 0
Estimated Revenues	494,520	2,899,740	1,250,000	125,000
Total Financial Sources	2,659,980	4,613,000	1,250,000	125,000
Financial Requirements:				
Appropriations	10,500			
Interfund Transfers To:				
Local Transportation (209)			1,250,000	125,000
General Capital Improvement (240)	247,260			
Redlands Public Improve. Corp (311)		1,116,742		
Total Financial Requirements	257,760	1,116,742	1,250,000	125,000
Unrestricted Cash Balance, 6/30/08	\$ 2,402,220	\$ 3,496,258	\$ 0	\$ 0

2007-08 Funding Plan Highlights:

Park Development

Estimated Revenues represent park development impact fees. A portion of park development fees through approximately June 2006 have been allocated toward the City's proposed Sports Park and are therefore reflected as a transfer to the General Capital Improvement Fund (240).

Public Facilities Development

The beginning cash balance represents the estimated amount of police, fire and city hall impact fees available. Impact fees related to fire station no. 3, library and the city yard are used to repay debt service. The 1993 Refunding of 1986/87 Projects Certificates of Participation were refinanced in 2002-03.

Street Construction

Revenues are transferred to the Local Transportation Fund (209) to fund specific street construction projects.

Traffic Signals

Revenues are transferred to the Local Transportation Fund (209) to fund specific traffic signal projects.

City of Redlands
 Summary of 2007-2008 Financial Sources and Requirements by Fund
 Adopted Budget

Special Revenue, Debt Service and Capital Projects Funds

	Street Lighting Assessment District (260)	CFD 2004-1 (261)	Landscape Maint. District (263)	Disaster Recovery (270)
Financial Sources:				
Unrestricted Cash Balance, 6/30/07	\$ 0	\$ 132,944	\$ 0	\$ 0
Estimated Revenues	23,100	84,850	27,300	
Interfund Transfers From: General Fund (101)	15,869		135,211	
Total Financial Sources	38,969	217,794	162,511	0
Financial Requirements:				
Appropriations	38,969	106,446	162,511	
Total Financial Requirements	38,969	106,446	162,511	0
 Unrestricted Cash Balance, 6/30/08	 \$ 0	 \$ 111,348	 \$ 0	 \$ 0

2007-08 Funding Plan Highlights:

Street Lighting Assessment District

This fund is expected to require a transfer from the General Fund in fiscal year 2006-07.

CFD 2004-1

This new fund provides common area maintenance and is expected to finish fiscal year 2006-07 with a \$35,798 fund balance.

Landscape Maintenance District

This fund is now receiving an annual operating transfer from the General Fund to the extent expenditures exceed anticipated revenues. The fiscal year 2006-07 transfer is budgeted to be \$60,073.

Disaster Recovery

Current projects are grant funded which are estimated as fully expensed during the current fiscal year. This enables accurate balances to be carried forward for ongoing grants.

City of Redlands
 Summary of 2007-2008 Financial Sources and Requirements by Fund
 Adopted Budget

Special Revenue, Debt Service and Capital Projects Funds

	General Debt Service (305)	Redlands Public Improve. Corporation (311)	Storm Drains (405)	Measure "O" Bond (417)
Financial Sources:				
Unrestricted Cash Balance, 6/30/07	\$ 1,183,590	\$ 0	\$ 2,536,590	\$ 168,456
Estimated Revenues	597,422		562,880	4,250
Interfund Transfers From:				
General Fund (101)		966,702		
Public Facilities Development (251)		966,702		
Total Financial Sources	1,781,012	1,933,404	3,099,470	172,706
Financial Requirements:				
Appropriations	597,422	1,933,404	881,178	
Total Financial Requirements	597,422	1,933,404	881,178	0
 Unrestricted Cash Balance, 6/30/08	 \$ 1,183,590	 \$ 0	 \$ 2,218,292	 \$ 172,706

2007-08 Funding Plan Highlights:

General Debt Service

Cash balance is unrestricted with no legal requirements to be reserved for final year debt service payment on 2003 General Obligation Refunding Bonds.

Redlands Public Improvement Corp.

This debt service fund accounts for annual principal and interest related to the 1993 Refunding of 1986/1987 Projects. This issue was refinanced in 2002-03 for a savings to be shared equally by the General Fund and Public Facilities Development Fund.

Storm Drains

Estimated revenues are development impact fees to fund specific storm drain projects.

Measure "O" Bond

The cash balance was depleted in fiscal year 1998-99 for the purchase of citrus groves. The current balance is from the proceeds of the Barton House sale and can be used for open space.

City of Redlands
 Adopted Budget Summary
 Summary of 2007-2008 Financial Sources and Requirements

ADOPTED BUDGET 07-08

	SOURCES				REQUIREMENTS				Ending Fund Balance/ Cash Balance	
	Beginning Fund Balance/ Cash Balance	Revenues	Inter-Fund Transfers From	Other*	TOTAL	Appropriations	Inter-Fund Transfers To	Other*		TOTAL
101 General Fund	\$ 2,096,808	\$ 56,570,285	\$ 2,210,540	\$ 93,000	\$ 60,970,633	\$ 51,103,346	\$ 4,985,500	\$ 1,800,000	\$ 57,888,846	\$ 3,081,787
205 Emergency Services	-	1,087,000	2,131,135	-	3,218,135	3,218,135	-	-	3,218,135	-
206 Household Haz. Waste	402,506	115,000	-	-	517,506	428,306	-	-	428,306	89,200
207 Gas Tax	-	1,240,500	-	-	1,240,500	-	1,240,500	-	1,240,500	-
208 Measure I	2,966,369	1,460,000	-	-	4,426,369	1,899,650	-	-	1,899,650	2,526,719
209 Local Transportation	2,527,059	100,000	1,375,000	-	4,002,059	2,491,142	-	-	2,491,142	1,510,917
221 Air Quality Improv.	255,495	87,000	-	-	342,495	-	-	-	-	342,495
223 Traffic Safety	-	180,000	-	-	180,000	-	180,000	-	180,000	-
227 Open Space	1,756,675	253,000	-	-	2,009,675	-	-	-	-	2,009,675
236 DRBA	280,684	374,050	-	-	654,734	520,419	-	-	520,419	134,315
237 Parking Authority	120,614	5,500	-	-	126,114	23,078	-	-	23,078	103,036
240 General Capital Improv.	229,763	40,000	247,260	-	517,023	-	-	-	-	517,023
243 CDBG	-	320,526	-	-	320,526	320,526	-	-	320,526	-
245 Neighborhood Initiative	-	40,000	-	-	40,000	-	-	-	-	40,000
246 Drug Confiscation	200,809	88,000	-	-	288,809	82,000	-	-	82,000	206,809
249 Supp. Law Enforcement	46,185	-	-	-	46,185	-	-	-	-	46,185
250 Park Development	2,165,460	494,520	-	-	2,659,980	10,500	247,260	-	257,760	2,402,220
251 Public Facilities Develop.	1,713,260	2,899,740	-	-	4,613,000	-	1,116,742	-	1,116,742	3,496,258
252 Street Construction	-	1,250,000	-	-	1,250,000	-	1,250,000	-	1,250,000	-
253 Traffic Signals	-	125,000	-	-	125,000	-	125,000	-	125,000	-
260 Street Lighting Dist. #1	-	23,100	15,869	-	38,969	38,969	-	-	38,969	-
261 CFD 2004-1	132,944	84,850	-	-	217,794	106,446	-	-	106,446	111,348
263 Landscape Maint. Dist.	-	27,300	135,211	-	162,511	162,511	-	-	162,511	-
265 Comm Facilities Dist.	5,050	5,000	-	-	10,050	-	-	-	-	10,050
285 Low and Moderate Housing	10,890,187	425,000	1,109,400	-	12,424,587	7,572,008	665,468	-	8,237,476	4,187,111
305 General Debt Service	1,183,590	597,422	-	-	1,781,012	597,422	-	-	597,422	1,183,590
311 Redlands Pub. Imp. Corp.	-	-	1,933,404	-	1,933,404	1,933,404	-	-	1,933,404	-
380 RDA Debt Service	4,078,660	5,747,000	665,468	-	10,491,128	3,742,627	3,063,401	-	6,806,028	3,685,100
405 Storm Drain Construction	2,536,590	562,880	-	-	3,099,470	881,178	-	-	881,178	2,218,292
417 Measure "O" Bond	168,456	4,250	-	-	172,706	-	-	-	-	172,706
480 RDA Administration	-	1,000	1,754,001	-	1,755,001	1,755,001	-	-	1,755,001	-
488 RDA Capital Projects	6,194,838	275,000	200,000	-	6,669,838	5,750,000	-	-	5,750,000	919,838
501 Water Service	3,700,000	16,650,000	180,000	1,621,000	22,151,000	13,009,092	8,265,039	-	21,274,131	876,869
503 Water Project	-	-	8,695,400	-	8,695,400	8,695,400	-	-	8,695,400	-
506 Water Debt Service	-	130,000	2,463,741	-	2,593,741	2,593,741	-	-	2,593,741	-
508 Source Acquisition	100,000	180,000	-	-	280,000	100,000	180,000	-	280,000	-
509 Water Capital Improvement	2,200,000	1,600,000	-	-	3,800,000	30,000	2,894,102	-	2,924,102	875,898
511 Solid Waste Service	700,000	9,201,000	193,431	3,028,000	13,122,431	9,205,135	3,350,400	-	12,555,535	566,896
513 Solid Waste Projects	-	-	4,548,000	-	4,548,000	4,548,000	-	-	4,548,000	-
517 Calif St Landfill Closure	-	140,000	-	-	140,000	-	-	140,000	140,000	-
519 Solid Waste Cap. Improv.	1,700,000	550,000	-	-	2,250,000	-	1,391,031	-	1,391,031	858,969
521 Sewer Service	2,800,000	7,164,000	-	963,000	10,927,000	5,490,495	4,069,802	785,000	10,345,297	581,703
523 Sewer Project	-	-	3,500,200	-	3,500,200	3,500,200	-	-	3,500,200	-
526 Sewer Debt Service	-	94,000	1,754,111	-	1,848,111	1,848,111	-	-	1,848,111	-
529 Sewer Capital Improvement	1,200,000	2,130,000	-	-	3,330,000	50,000	1,184,509	880,000	2,114,509	1,215,491
538 Groves	340,000	655,000	-	-	995,000	705,085	-	-	705,085	289,915
562 Cemetery	45,000	525,000	24,000	-	594,000	577,682	-	-	577,682	16,318
563 Cemetery Pre-need	-	16,000	-	8,000	24,000	-	24,000	-	24,000	-
564 Aviation	-	911,600	-	-	911,600	340,698	-	-	340,698	570,902
602 Liability Self-Insurance	1,100,000	-	1,736,583	-	2,836,583	1,736,583	-	-	1,736,583	1,100,000
606 Workers' Compensation	1,280,613	2,049,150	-	-	3,329,763	2,231,721	-	-	2,231,721	1,098,042
607 Equipment Maintenance	125,000	4,095,353	-	-	4,221,353	4,050,292	-	-	4,050,292	171,061
608 Utility Billing	260,000	1,404,443	-	-	1,664,443	1,439,405	-	-	1,439,405	225,038
720 Retirement Fund	-	-	-	640,000	640,000	-	640,000	-	640,000	-
702 Cemetery Endowment	1,568,000	55,000	-	-	1,623,000	-	-	-	-	1,623,000
710 CFD Trust	1,909,784	50,000	-	-	1,959,784	1,343,618	-	-	1,343,618	616,166
TOTAL (MEMO ONLY)	\$ 58,980,398	\$ 122,084,469	\$ 34,872,754	\$ 6,353,000	\$ 222,290,621	\$ 144,131,926	\$ 34,872,754	\$ 3,605,000	\$ 182,609,680	\$ 39,680,941

* Other includes Decreases & Increases in Reserves, Loan Repayments From & To. For specific detail, refer to the Financial Plans and Summaries section.